



SUPPORT CLASS RESULTS

AUSTRALIAN HISTORIC



Race 2

Date: 22/02/13
Event: R02
Weather: Sunny - Temp: 23.4C
Track: Dry - Temp: 38.5C

Started at: 17:28:05
Laps: 6
Starters: 19
Printed at: 17:42

PROVISIONAL CLASSIFICATION

Pos	No	Name	Machine	Laps	Race Time	Behind	Fastest Lap	On Lap	Top Speed
1	19	Shawn GILES (NSW) / TBR / D&D / Springwood	Suzuki Katana 1294	6	9:52.309		1:37.061	2	260
2	76	Scott WEBSTER (VIC) / West Gippsland Auto Electrics	Moto Martin Suzuki 1200	6	10:31.755	39.446	1:43.367	2	244
3	75	Stuart LOLY (VIC) / Victorian Motorcycle Wreckers	Suzuki GSX 1170	6	10:43.662	51.353	1:45.532	6	222
4	54	Robert COLE (NSW) / Biker Wives	Suzuki GSXR 1100	6	10:43.720	51.411	1:44.981	6	239
5	31	Craig DITCHBURN (VIC)	Yamaha TZ 750	6	10:46.105	53.796	1:45.213	6	247
6	86	Paul WALKLEY (VIC)	Suzuki GSX 1200	6	10:52.884	1:00.575	1:46.706	2	233
7	62	Robert RUWOLDT (VIC)	Kawasaki Harris 1200	6	10:54.570	1:02.261	1:45.823	6	226
8	35	Clive WARNER (VIC) / Lord Morley	Honda CBR 1100	6	11:18.187	1:25.878	1:51.497	5	226
9	25	Zoltan PETRI (NSW) / www.retroracing.com.au / Reevu	Yamaha FZR 1000	6	11:23.765	1:31.456	1:50.461	6	207
10	11	Craig STEWART (NSW) / C & M Motorcycles	Yamaha OW01 750	6	11:35.748	1:43.439	1:52.724	2	220
11	48	Darren TINDALE (QLD)	Honda CB 1030	6	11:40.386	1:48.077	1:53.276	6	219
12	816	Darren LARK (VIC) / Red Mist Motorcycle Accessories	Honda CB 1062 R	6	11:40.680	1:48.371	1:54.075	3	216
13	800	David NICHOLSON (VIC) / Nicholson Transport	Kawasaki GPZ 1100	6	11:42.257	1:49.948	1:55.250	5	209
14	52	Chris ROSTRON (VIC) / Monerel Ninja Racing / Pirelli	Kawasaki GPZ 946 R	5	10:01.088	1 Lap	1:59.208	2	212
15	87	Mark JOHNSTON (VIC) / Mark Johnston Earthmoving P/L	Suzuki GSX 1200	5	10:14.200	1 Lap	2:00.739	5	203
16	137	Terry MCKINNON (NSW)	Yamaha TZ 750	5	10:14.287	1 Lap	1:59.506	5	205
DNF	1	Michael DIBB (VIC) / T Rex Racing	Honda CB 1150 R	3	5:11.020	3 Laps	1:41.897	2	240
DNF	186	Beau BEATON (NSW) / KH Equipment P/L	Irving Vincent 1300	2	3:24.707	4 Laps	1:39.434	2	234
DNF	32	Robbie PHILLIS (NSW) / Mick Hone Motorcycles / QBE Insurance	Suzuki Katana 1166	1	1:49.512	5 Laps	1:49.512	1	235

Fastest Lap was 1:37.061 by Shawn GILES (NSW)

Current race record for HIST class - 1:36.920 by Shaun GILES (NSW) on a Suzuki Katana 1294 set on 26/01/13

*** Rider 62 (Robert RUWOLDT (VIC)) - 10 second penalty imposed by Clerk of Course for jumped start ***

The results are provisional until the end of the time limit for protests and appeals.

.....
Chief Time Keeper - Scott Laing

.....
Clerk of Course - Tom Williams



Computime Race Timing Systems Pty Ltd © 1996
Licensed to Computime Race Timing Systems
COMPUTIME RACE TIMING SYSTEMS PTY LTD
www.computime.com.au

9 Timber Lane, Glen Waverley Vic 3150. Ph: 0418 17 13 17

E-mail: scott@computime.com.au





SUPPORT CLASS RESULTS



AUSTRALIAN HISTORIC

Race 2

Date: 22/02/13
 Event: R02
 Weather: Sunny - Temp: 23.4C
 Track: Dry - Temp: 38.5C

Started at: 17:28:05
 Laps: 6
 Starters: 19
 Printed at: 17:42

PROVISIONAL LAP TIMES

No	Name	Lap 1	Lap 2	Lap 3	Lap 4	Lap 5	Lap 6
1	Michael DIBB (VIC)	1:47.087	1:41.897	1:42.036			
11	Craig STEWART (NSW)	2:02.993	1:52.724	1:53.712	1:55.386	1:55.435	1:55.498
19	Shawn GILES (NSW)	1:42.767	1:37.061	1:37.513	1:37.364	1:37.797	1:39.807
25	Zoltan PETRI (NSW)	2:04.566	1:54.420	1:51.454	1:51.767	1:51.097	1:50.461
31	Craig DITCHBURN (VIC)	1:56.481	1:46.308	1:46.204	1:46.198	1:45.701	1:45.213
32	Robbie PHILLIS (NSW)		1:49.512				
35	Clive WARNER (VIC)	1:58.210	1:51.847	1:51.899	1:52.920	1:51.497	1:51.814
48	Darren TINDALE (QLD)	2:06.613	1:57.292	1:55.038	1:54.135	1:54.032	1:53.276
52	Chris ROSTRON (VIC)	2:02.741	1:59.208	1:59.791	1:59.479	1:59.869	
54	Robert COLE (NSW)	1:53.476	1:46.118	1:46.534	1:46.404	1:46.207	1:44.981
62	Robert RUWOLDT (VIC)	1:52.222	1:46.148	1:46.801	1:46.556	1:47.020	1:45.823
75	Stuart LOLY (VIC)	1:51.866	1:46.446	1:46.583	1:46.932	1:46.303	1:45.532
76	Scott WEBSTER (VIC)	1:49.662	1:43.367	1:44.430	1:44.465	1:44.752	1:45.079
86	Paul WALKLEY (VIC)	1:56.544	1:46.706	1:47.509	1:48.013	1:47.096	1:47.016
87	Mark JOHNSTON (VIC)	2:06.297	2:01.739	2:03.608	2:01.817	2:00.739	
137	Terry MCKINNON (NSW)	2:10.639	2:01.927	2:01.818	2:00.397	1:59.506	
186	Beau BEATON (NSW)	1:45.273	1:39.434				
800	David NICHOLSON (VIC)	2:03.474	1:56.030	1:56.483	1:55.522	1:55.250	1:55.498
816	Darren LARK (VIC)	2:04.950	1:55.753	1:54.075	1:55.736	1:55.945	1:54.221

*** Rider 62 (Robert RUWOLDT (VIC)) - 10 second penalty imposed by Clerk of Course for jumped start ***

The results are provisional until the end of the time limit for protests and appeals.

Chief Time Keeper - Scott Laing

Clerk of Course - Tom Williams



Computime Race Timing Systems Pty Ltd © 1996
 Licensed to Computime Race Timing Systems
COMPUTIME RACE TIMING SYSTEMS PTY LTD
www.computime.com.au

9 Timber Lane, Glen Waverley Vic 3150. Ph: 0418 17 13 17

E-mail: scott@computime.com.au





SUPPORT CLASS RESULTS



AUSTRALIAN HISTORIC

Race 2

Date: 22/02/13
 Event: R02
 Weather: Sunny - Temp: 23.4C
 Track: Dry - Temp: 38.5C

Started at: 17:28:05
 Laps: 6
 Starters: 19
 Printed at: 17:42

PROVISIONAL SPLIT TIMES

Lap	Split 1	Split 2	Split 3	Lap Time	Speed	Lap	Split 1	Split 2	Split 3	Lap Time	Speed
1 Michael DIBB (VIC) (DNF)						54 Robert COLE (NSW) (4th)					
1	36.866	<u>41.710</u>	28.511	1:47.087	194	1	38.333	45.452	29.691	1:53.476	189
2	<u>31.167</u>	42.162	28.568	<u>1:41.897</u>	240	2	32.360	44.418	29.340	1:46.118	239
3	31.264	42.267	<u>28.505</u>	1:42.036	238	3	32.395	44.769	29.370	1:46.534	238
11 Craig STEWART (NSW) (10th)						62 Robert RUWOLDT (VIC) (7th)					
1	42.376	48.725	31.892	2:02.993	182	1	38.990	44.215	29.017	1:52.222	183
2	35.145	<u>46.876</u>	<u>30.703</u>	<u>1:52.724</u>	220	2	33.144	43.901	29.103	1:46.148	226
3	<u>34.938</u>	47.896	30.878	1:53.712	219	3	33.386	44.179	29.236	1:46.801	224
4	35.691	47.901	31.794	1:55.386	216	4	33.227	<u>43.869</u>	29.460	1:46.556	213
5	35.335	48.358	31.742	1:55.435	217	5	33.305	44.289	29.426	1:47.020	222
6	35.663	48.079	31.756	1:55.498	216	6	<u>32.905</u>	43.925	<u>28.993</u>	<u>1:45.823</u>	222
19 Shawn GILES (NSW) (1st)						75 Stuart LOLY (VIC) (3rd)					
1	35.321	40.588	<u>26.858</u>	1:42.767	197	1	38.646	43.859	29.361	1:51.866	186
2	<u>29.364</u>	<u>40.551</u>	27.146	<u>1:37.061</u>	259	2	32.551	44.101	29.794	1:46.446	222
3	29.623	40.879	27.011	1:37.513	260	3	33.112	<u>43.732</u>	29.739	1:46.583	213
4	29.556	40.830	26.978	1:37.364	258	4	32.794	44.056	30.082	1:46.932	209
5	29.495	40.654	27.648	1:37.797	260	5	32.808	43.989	29.506	1:46.303	218
6	30.366	42.036	27.405	1:39.807	244	6	<u>32.506</u>	43.810	<u>29.216</u>	<u>1:45.532</u>	220
25 Zoltan PETRI (NSW) (9th)						76 Scott WEBSTER (VIC) (2nd)					
1	43.892	48.884	31.790	2:04.566	163	1	37.997	43.412	<u>28.253</u>	1:49.662	189
2	35.290	47.049	32.081	1:54.420	207	2	<u>31.686</u>	<u>42.947</u>	28.734	<u>1:43.367</u>	244
3	34.522	45.706	31.226	1:51.454	203	3	31.981	43.084	29.365	1:44.430	238
4	34.313	46.169	31.285	1:51.767	202	4	31.909	43.852	28.704	1:44.465	239
5	34.411	45.418	31.268	1:51.097	203	5	32.475	43.390	28.887	1:44.752	238
6	<u>33.997</u>	<u>45.396</u>	<u>31.068</u>	<u>1:50.461</u>	203	6	32.362	43.681	29.036	1:45.079	235
31 Craig DITCHEBURN (VIC) (5th)						86 Paul WALKLEY (VIC) (6th)					
1	41.488	45.727	29.266	1:56.481	192	1	40.995	46.050	29.499	1:56.544	194
2	32.153	44.979	29.176	1:46.308	246	2	<u>32.679</u>	44.730	29.297	<u>1:46.706</u>	230
3	<u>32.011</u>	44.674	29.519	1:46.204	246	3	33.143	45.173	<u>29.193</u>	1:47.509	233
4	32.248	44.593	29.357	1:46.198	247	4	33.173	45.223	29.617	1:48.013	233
5	32.019	44.417	29.265	1:45.701	246	5	33.000	44.714	29.382	1:47.096	232
6	32.072	<u>44.062</u>	<u>29.079</u>	<u>1:45.213</u>	245	6	33.087	<u>44.490</u>	29.439	1:47.016	230
32 Robbie PHILLIS (NSW) (DNF)						87 Mark JOHNSTON (VIC) (15th)					
1	<u>38.559</u>	<u>42.588</u>	<u>28.365</u>	<u>1:49.512</u>	202	1	42.890	<u>50.657</u>	32.750	2:06.297	187
35 Clive WARNER (VIC) (8th)											
1	40.858	46.338	31.014	1:58.210	193						

Scott Laing
 Chief Time Keeper - Scott Laing


Tom Williams
 Clerk of Course - Tom Williams



Computime Race Timing Systems Pty Ltd © 1996
 Licensed to Computime Race Timing Systems
COMPUTIME RACE TIMING SYSTEMS PTY LTD
www.computime.com.au

9 Timber Lane, Glen Waverley Vic 3150. Ph: 0418 17 13 17

E-mail: scott@computime.com.au





SUPPORT CLASS RESULTS



AUSTRALIAN HISTORIC

Race 2

Date: 22/02/13
 Event: R02
 Weather: Sunny - Temp: 23.4C
 Track: Dry - Temp: 38.5C

Started at: 17:28:05
 Laps: 6
 Starters: 19
 Printed at: 17:42

PROVISIONAL SPLIT TIMES

Lap	Split 1	Split 2	Split 3	Lap Time	Speed	Lap	Split 1	Split 2	Split 3	Lap Time	Speed
2	34.197	46.904	30.746	1:51.847	222	2	37.007	51.388	33.344	2:01.739	203
3	34.145	46.781	30.973	1:51.899	226	3	38.384	51.690	33.534	2:03.608	198
4	34.423	47.254	31.243	1:52.920	222	4	37.790	50.977	33.050	2:01.817	196
5	34.124	46.290	31.083	1:51.497	225	5	37.214	50.958	32.567	2:00.739	194
6	34.207	46.563	31.044	1:51.814	222						
48 Darren TINDALE (QLD) (11th)						137 Terry MCKINNON (NSW) (16th)					
1	43.768	50.194	32.651	2:06.613	184	1	46.385	51.727	32.527	2:10.639	178
2	36.830	47.943	32.519	1:57.292	206	2	37.902	51.071	32.954	2:01.927	202
3	35.600	47.708	31.730	1:55.038	219	3	38.213	51.042	32.563	2:01.818	201
4	35.315	47.585	31.235	1:54.135	215	4	37.588	50.390	32.419	2:00.397	205
5	35.106	47.700	31.226	1:54.032	218	5	37.567	50.312	31.627	1:59.506	200
6	35.135	47.097	31.044	1:53.276	215						
52 Chris ROSTRON (VIC) (14th)						186 Beau BEATON (NSW) (DNF)					
1	42.099	48.826	31.816	2:02.741	186	1	36.690	41.232	27.351	1:45.273	182
2	36.888	49.664	32.656	1:59.208	212	2	30.452	41.509	27.473	1:39.434	234
3	37.443	49.974	32.374	1:59.791	201	800 David NICHOLSON (VIC) (13th)					
4	37.602	49.525	32.352	1:59.479	206	1	43.294	48.414	31.766	2:03.474	177
5	38.150	49.632	32.087	1:59.869	192	2	36.346	48.131	31.553	1:56.030	209
						3	36.031	48.919	31.533	1:56.483	204
						4	36.106	47.955	31.461	1:55.522	203
						5	36.062	47.590	31.598	1:55.250	202
						6	36.160	47.555	31.783	1:55.498	206
						816 Darren LARK (VIC) (12th)					
						1	44.112	49.454	31.384	2:04.950	179
						2	35.184	49.181	31.388	1:55.753	216
						3	35.059	47.463	31.553	1:54.075	211
						4	35.200	48.631	31.905	1:55.736	205
						5	35.835	48.270	31.840	1:55.945	203
						6	35.620	47.500	31.101	1:54.221	207

*** Rider 62 (Robert RUWOLDT (VIC)) - 10 second penalty imposed by Clerk of Course for jumped start ***

The results are provisional until the end of the time limit for protests and appeals.

Chief Time Keeper - Scott Laing

Clerk of Course - Tom Williams



Computime Race Timing Systems Pty Ltd © 1996
 Licensed to Computime Race Timing Systems
COMPUTIME RACE TIMING SYSTEMS PTY LTD
www.computime.com.au

9 Timber Lane, Glen Waverley Vic 3150. Ph: 0418 17 13 17

E-mail: scott@computime.com.au





SUPPORT CLASS RESULTS



AUSTRALIAN HISTORIC

Race 2

Date: 22/02/13
 Event: R02
 Weather: Sunny - Temp: 23.4C
 Track: Dry - Temp: 38.5C


Started at: 17:28:05
 Laps: 6
 Starters: 19
 Printed at: 17:42

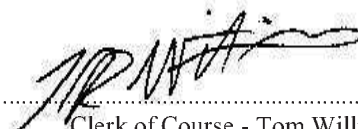
PROVISIONAL FASTEST LAPS SEQUENCE

Lap	Race Pos	No	Name	Machine	Fastest Lap	On Lap
1	1	19	Shawn GILES (NSW)	Suzuki Katana 1294	1:42.767	1
2	1	19	Shawn GILES (NSW)	Suzuki Katana 1294	1:37.061	2

*** Rider 62 (Robert RUWOLDT (VIC)) - 10 second penalty imposed by Clerk of Course for jumped start ***

The results are provisional until the end of the time limit for protests and appeals.


 Chief Time Keeper - Scott Laing


 Clerk of Course - Tom Williams



Computime Race Timing Systems Pty Ltd © 1996
 Licensed to Computime Race Timing Systems
COMPUTIME RACE TIMING SYSTEMS PTY LTD
www.computime.com.au

9 Timber Lane, Glen Waverley Vic 3150. Ph: 0418 17 13 17

E-mail: scott@computime.com.au





SUPPORT CLASS RESULTS

AUSTRALIAN HISTORIC



Date: 22/02/13
Event: R02
Weather: Sunny - Temp: 23.4C
Track: Dry - Temp: 38.5C

Race 2

Started at: 17:28:05
Laps: 6
Starters: 19
Printed at: 17:42

PROVISIONAL LAP SHEET

No	Lap Tim	Gap	No	Lap Tim	Gap	No	Lap Tim	Gap	No	Lap Tim	Gap
Lap 1			35	1:51.847	30.229	62	1:46.556	37.022	Lap 6		
19	1:42.767		11	1:52.724	35.889	75	1:46.932	37.122	19	1:39.807	
186	1:45.273	2.506	25	1:54.420	39.158	54	1:46.404	37.827	76	1:45.079	39.446
1	1:47.087	4.320	800	1:56.030	39.676	31	1:46.198	40.486	75	1:45.532	51.353
32	1:49.512	6.745	816	1:55.753	40.875	86	1:48.013	44.067	54	1:44.981	51.411
76	1:49.662	6.895	52	1:59.208	42.121	35	1:52.920	1:00.171	62	1:45.823	52.261
75	1:51.866	9.099	48	1:57.292	44.077	25	1:51.767	1:07.502	31	1:45.213	53.796
62	1:52.222	9.455	87	2:01.739	48.208	11	1:55.386	1:10.110	86	1:47.016	1:00.575
54	1:53.476	10.709	137	2:01.927	52.738	816	1:55.736	1:15.809	35	1:51.814	1:25.878
31	1:56.481	13.714	Lap 3			800	1:55.522	1:16.804	25	1:50.461	1:31.456
86	1:56.544	13.777	19	1:37.513		48	1:54.135	1:18.373	11	1:55.498	1:43.439
35	1:58.210	15.443	1	1:42.036	13.679	52	1:59.479	1:26.514	48	1:53.276	1:48.077
52	2:02.741	19.974	76	1:44.430	20.118	87	2:01.817	1 Lap	816	1:54.221	1:48.371
11	2:02.993	20.226	75	1:46.583	27.554	137	2:00.397	1 Lap	800	1:55.498	1:49.948
800	2:03.474	20.707	62	1:46.801	27.830	Lap 5					
25	2:04.566	21.799	54	1:46.534	28.787	19	1:37.797				
816	2:04.950	22.183	31	1:46.204	31.652	76	1:44.752	34.174			
87	2:06.297	23.530	86	1:47.509	33.418	75	1:46.303	45.628			
48	2:06.613	23.846	35	1:51.899	44.615	54	1:46.207	46.237			
137	2:10.639	27.872	11	1:53.712	52.088	62	1:47.020	46.245			
Lap 2			25	1:51.454	53.099	31	1:45.701	48.390			
19	1:37.061		816	1:54.075	57.437	86	1:47.096	53.366			
186	1:39.434	4.879	800	1:56.483	58.646	35	1:51.497	1:13.871			
1	1:41.897	9.156	48	1:55.038	1:01.602	25	1:51.097	1:20.802			
76	1:43.367	13.201	52	1:59.791	1:04.399	11	1:55.435	1:27.748			
75	1:46.446	18.484	87	2:03.608	1:14.303	816	1:55.945	1:33.957			
62	1:46.148	18.542	137	2:01.818	1:17.043	800	1:55.250	1:34.257			
54	1:46.118	19.766	Lap 4			48	1:54.032	1:34.608			
31	1:46.308	22.961	19	1:37.364		52	1:59.869	1 Lap			
86	1:46.706	23.422	76	1:44.465	27.219	87	2:00.739	1 Lap			
						137	1:59.506	1 Lap			

*** Rider 62 (Robert RUWOLDT (VIC)) - 10 second penalty imposed by Clerk of Course for jumped start ***

The results are provisional until the end of the time limit for protests and appeals.

Scott Laing
Chief Time Keeper - Scott Laing

Tom Williams
Clerk of Course - Tom Williams



Computime Race Timing Systems Pty Ltd © 1996
Licensed to Computime Race Timing Systems
COMPUTIME RACE TIMING SYSTEMS PTY LTD
www.computime.com.au

9 Timber Lane, Glen Waverley Vic 3150. Ph: 0418 17 13 17

E-mail: scott@computime.com.au





SUPPORT CLASS RESULTS



AUSTRALIAN HISTORIC

Race 2

Date: 22/02/13
 Event: R02
 Weather: Sunny - Temp: 23.4C
 Track: Dry - Temp: 38.5C

Started at: 17:28:05
 Laps: 6
 Starters: 19
 Printed at: 17:42

PROVISIONAL LAP CHART

Grid	1	2	3	4	5	6
19	19	19	19	19	19	19
186	186	186	1	76	76	76
1	1	1	76	62	75	75
23	32	76	75	75	54	54
76	76	75	62	54	62	62
54	75	62	54	31	31	31
62	62	54	31	86	86	86
94	54	31	86	35	35	35
8	31	86	35	25	25	25
31	86	35	11	11	11	11
11	35	11	25	816	816	48
321	52	25	816	800	800	816
24	11	800	800	48	48	800
75	800	816	48	52	52	
52	25	52	52	87	87	
800	816	48	87	137	137	
4	87	87	137			
12	48	137				
35	137					
816						
137						
87						
6						
546						
25						
86						

*** Rider 62 (Robert RUWOLDT (VIC)) - 10 second penalty imposed by Clerk of Course for jumped start ***

The results are provisional until the end of the time limit for protests and appeals.

Chief Time Keeper - Scott Laing

Clerk of Course - Tom Williams



Computime Race Timing Systems Pty Ltd © 1996
 Licensed to Computime Race Timing Systems
COMPUTIME RACE TIMING SYSTEMS PTY LTD
www.computime.com.au

9 Timber Lane, Glen Waverley Vic 3150. Ph: 0418 17 13 17

E-mail: scott@computime.com.au

